



## “Communication” Is Our Key Word



**Open Hours** 9:00–17:00 Weekdays  
 10:00–17:00 2nd and 4th Saturdays of each month and the following Sunday

\*Please refer to the Plaza website for details.  
 \*Please be aware that parts of the facility may be closed due to company events, etc.

**Admission** Free

### Access

**From Mikuriya Station**

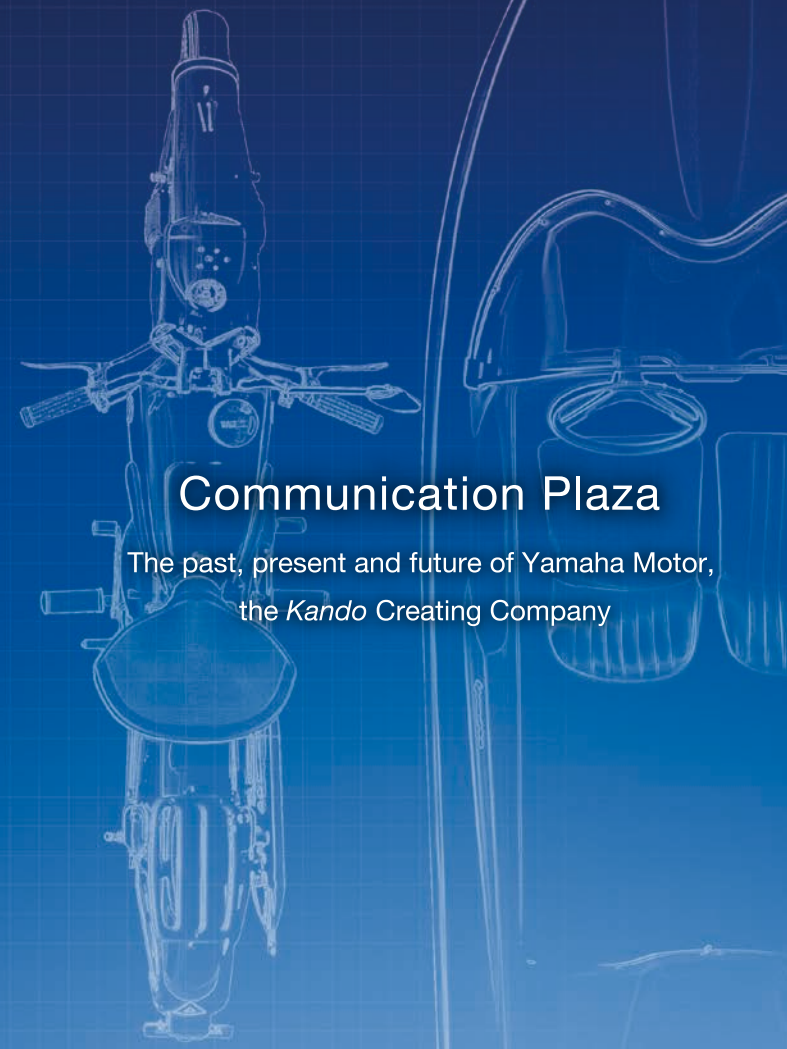
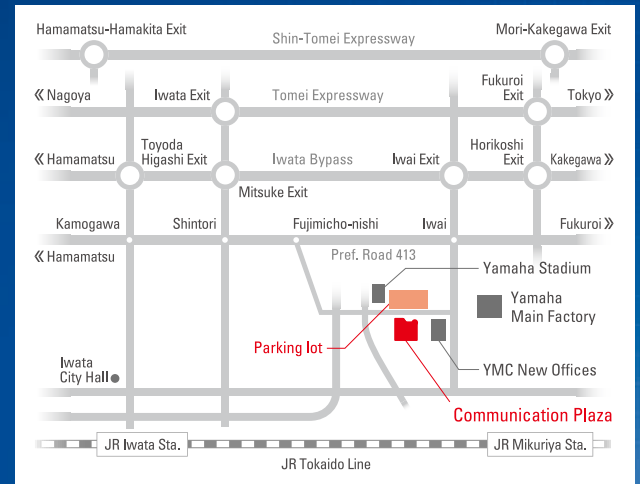
- About 5 min. by taxi
- About 15 min. (1.2 km) walk

**From Iwata Station**

- About 10 min. by taxi

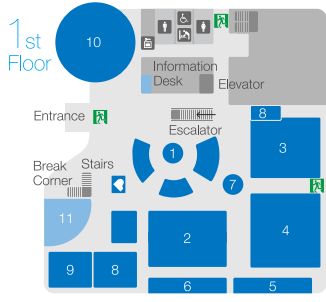
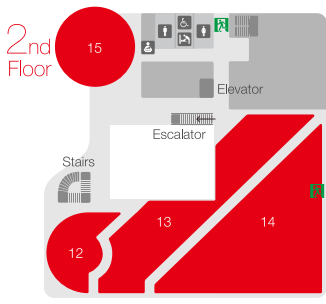
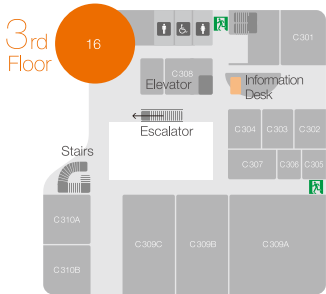
**By Car**

- Tomei Expressway: 5 km from Iwata Exit, 6.5 km from Fukuroi Exit
- Iwata Bypass: 2 km from Iwai Exit



## Communication Plaza

The past, present and future of Yamaha Motor, the *Kando* Creating Company



The Yamaha Motor group strives to use our ingenuity and passion to realize people’s dreams and always be the ones they look to for the next *Kando*.\* Under our corporate mission of “Offering new excitement and a more fulfilling life for people all over the world,” we manufacture a wide range of products, from motorcycles, electric motorcycles and electrically power-assisted bicycles to marine products like powerboats, sailboats and outboard motors, as well as generators, ATVs, swimming pools and industrial robots.

The Communication Plaza is a space that presents the past, present and future of Yamaha Motor. With “communication” as our key word, the concept of this facility is to be a place where not only the customers who love our products, but also our business partners and the employees of Yamaha Motor group companies can meet, interact and exchange information while improving their individual skills. The Communication Plaza brings together the many types of Yamaha products serving people around the world, such as numerous epoch-making historic models from our past and displays of the very latest Yamaha technologies, activities and information.

\**Kando* is a Japanese word for the simultaneous feelings of deep satisfaction and intense excitement that people experience when they encounter something of exceptional value.

Communication Plaza – Yamaha Motor Co., Ltd.  
 2500 SHINGAI IWATA SHIZUOKA JAPAN, 438-8501  
 Tel: +81-538-33-2520 / Fax: +81-538-33-2530  
<https://global.yamaha-motor.com/showroom/cp/>



This pamphlet is printed using vegetable oil ink and FSC®-certified paper.

Lit. No. CPL2109-AP





1 Symbol Zone



13 Racing History Zone



16 Plaza Café

## 1st Floor The Present of Yamaha Motor

On display are Yamaha products used and at work today in people's daily lives all over the world on the land, water and in the sky, from our motorcycles, boats, outboard motors, snowmobiles, ATVs and automobile engines to electrically power-assisted bicycles, electric wheelchairs, golf cars, industrial-use unmanned helicopters, generators and industrial robots.



5 Technology Zone



6 Design Zone



2 3 4 Product Display Space




9 Hands-on Learning Corner




10 Presentation Room



7 Exhibition Space




8 Simulators




11 Plaza Shop



12 Corporate History Zone



14 Product History Zone



15 Plaza Lounge

## 2nd Floor Product and Corporate History

Representative products from the time Yamaha Motor was founded and from throughout our history are on display. There are also displays explaining the brand's origins and the racing activities that are an important part of our corporate DNA. You can also read and view various documents and historical publications in the Plaza Lounge.

## 3rd Floor Communication

The third floor is for welcoming visitors from Japan and around the world and to engage in exchange and communication. You can spend a relaxing time while gazing at the view of Shizuoka's Enshu mountains.



Permanent exhibits representing Yamaha Motor's earliest years



YA-1



HIFLEX-11



SL350



P-7



Toyota 2000GT