

Programming box



HPB/HPB-D

All operations can be performed from this device including manual robot operation, programming entry and editing, teaching and setting parameters. The display works interactively with the operator so even an absolute beginner can easily learn how to use programming box.

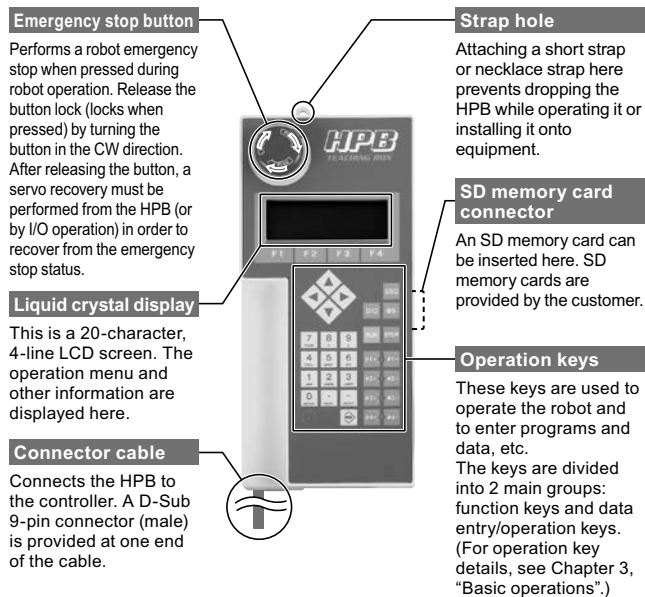
▼Applicable controllers

LCC140 **P.620**ERCD **P.646**SR1-X **P.652**
SR1-P

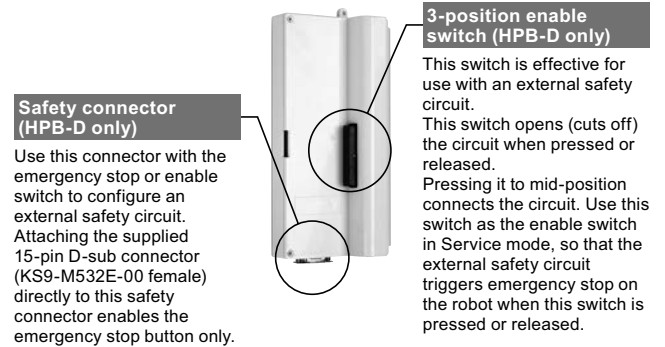
■ HPB / HPB-D basic specifications

Name	HPB	HPB-D
External view		
Model	Using with ERCD, SR1-X, SR1-P KBB-M5110-01 (without a conversion adaptor)	KBB-M5110-21 (without a conversion adaptor)
Display	LCD (20characters × 4 lines)	
Emergency stop button	Normally closed contact point (with lock function)	
Enable switch	-	3-position
CE marking	Not supported	Applicable
Memory back-up device	SD Memory card	
Operating temperature	0°C to 40°C	
Operating humidity	35% to 85%RH (non-condensing)	
Dimensions	W107 × H230 × D53mm (Strap holder, emergency stop button not included.)	
Weight	650g	
Cable length	3.5m	

■ Part names and function



■ HPB-D rear side

Articulated robots
YALinear conveyor modules
LCMSingle-axis robots
CXMotor-less single axis actuator
RobonityCompact single-axis robots
TRANSEVOSingle-axis robots
FLIP-XLinear motor single-axis robots
PHASERCartesian robots
XY-XSCARA robots
YK-XPick & place robots
YP-X

CLEAN

CONTROLLER

INFORMATION

Robot positioner

Pulse string driver

Robot controller

RCX+VYZ Electric gripper

Option