

# YK700XC

Clean type: Large type



- Arm length 700mm
- Maximum payload 20kg

## Ordering method

<b>YK700XC</b>			<b>RCX340-4</b>								
<b>Model</b>	<b>Z axis stroke</b>	<b>Cable length</b>	<b>Controller / Number of controllable axes</b>	<b>Safety standard</b>	<b>Option A (OP.A)</b>	<b>Option B (OP.B)</b>	<b>Option C (OP.C)</b>	<b>Option D (OP.D)</b>	<b>Option E (OP.E)</b>	<b>Absolute battery</b>	
	200: 200mm 400: 400mm	3L: 3.5m 5L: 5m 10L: 10m									

Specify various controller setting items. RCX340 ▶ **P.678**

## Basic specifications

Axis specifications	Arm length (mm)	X axis	Y axis	Z axis	R axis
Rotation angle (°)		+/-120	+/-145	-	+/-180
AC servo motor output (W)		800	400	400	200
Repeatability <sup>Note 1</sup> (XYZ: mm) (R: °)		+/-0.02		+/-0.01	+/-0.005
Maximum speed (XYZ: m/sec) (R: °/sec)		6.7		1.7	600
Maximum payload (kg)		20			
Standard cycle time: with 2kg payload (sec)		0.57			
R-axis tolerable moment of inertia <sup>Note 2</sup> (kgm <sup>2</sup> )		0.32			
User wiring (sq x wires)		0.2 x 20			
User tubing (Outer diameter)		φ6 x 3			
Travel limit		1.Soft limit, 2.Mechanical stopper (X, Y, Z axes)			
Robot cable length (m)		Standard: 3.5 Option: 5, 10			
Weight (kg)		57			
Degree of cleanliness		CLASS 10 <sup>Note 3</sup>			
Intake air (Nl/min)		60 <sup>Note 4</sup>			

Note 1. This is the value at a constant ambient temperature. (X,Y axes)  
 Note 2. The acceleration coefficient is set automatically in accordance with the tip weight and R-axis moment of inertia settings.  
 Note 3. Per 1cf (0.1μm base), when suction blower is used.  
 Note 4. The necessary intake amount varies depending on the use conditions and environment.

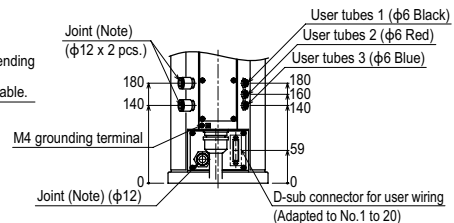
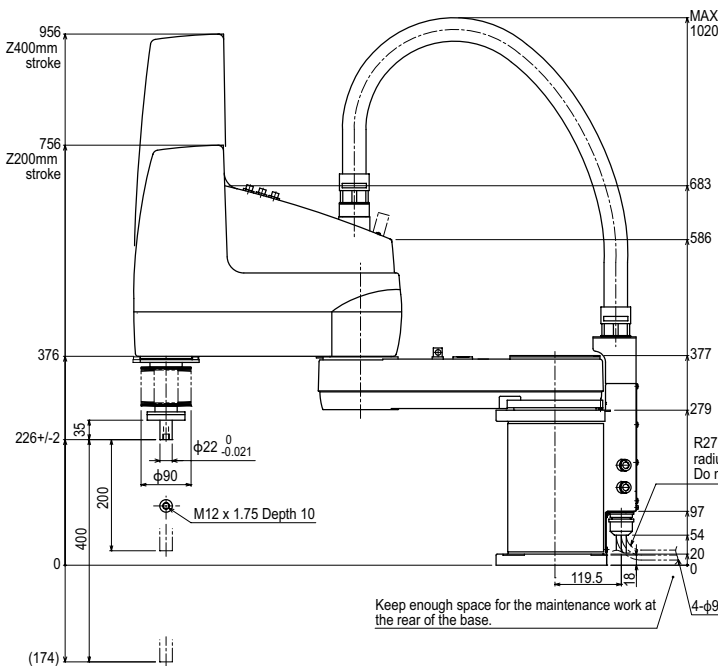
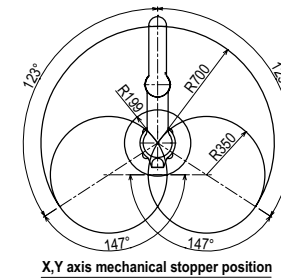
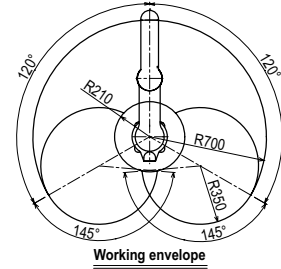
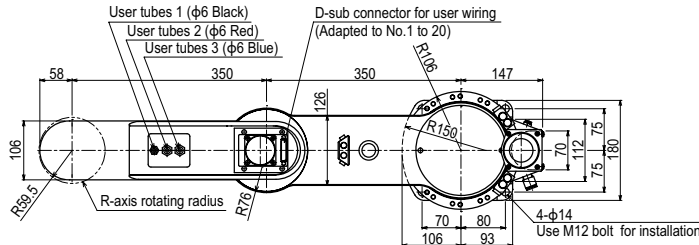
## Controller

Controller	Power capacity (VA)	Operation method
RCX340	2000	Programming / I/O point trace / Remote command / Operation using RS-232C communication

Note. The movement range can be limited by changing the positions of X and Y axis mechanical stoppers. (The movement range is set to the maximum at the time of shipment.)  
 See our robot manuals (installation manuals) for detailed information.

Our robot manuals (installation manuals) can be downloaded from our website at the address below:  
<https://global.yamaha-motor.com/business/robot/>

## YK700XC



Note: For details about tubing work, refer to the User's Manual.