

## YK1200XG - 400

Model	Z axis stroke	Tool flange	Cable
		No entry: None F: With tool flange	No entry: None 3L: 3.5m 5L: 5m 10L: 10m

## RCX341-4

## R

Controller / No. of controllable axes	Safety standards	regenerative unit	Controller option A (OP.A)	Controller option B (OP.B)	Controller option C (OP.C)	Controller option D (OP.D)	Controller option E (OP.E)	Absolute battery #8
	N : Normal E : CE K : KCs S : SMJ compatible		No entry: Non-selection NS : STD.DIO(NPN) #1 #4 NE : EXP.DIO(NPN) #2 #4 PS : STD.DIO(PNP) #1 #4 PE : EXP.DIO(PNP) #2 #4 GR : Gripper TR : Tracking #5 YM1 : YC-Link/E master #6 YS2 to 4: YC-Link/E slave #6 EP : Ethernet/IP™ #7 PB : PROFIBUS #7 CC : CC-Link #7 DN : DeviceNet™ #7 PT : PROFINET #7 ES : EtherCAT #7	No entry: Non-selection NE : EXP.DIO(NPN) #2 #4 PE : EXP.DIO(PNP) #2 #4 GR : Gripper TR : Tracking #5 YM1 : YC-Link/E master #6 YS2 to 4: YC-Link/E slave #6 EP : Ethernet/IP™ #7 PB : PROFIBUS #7 CC : CC-Link #7 DN : DeviceNet™ #7 PT : PROFINET #7 ES : EtherCAT #7	No entry: Non-selection NE : EXP.DIO(NPN) #2 #4 PE : EXP.DIO(PNP) #2 #4 GR : Gripper TR : Tracking #5 YM1 : YC-Link/E master #6 YS2 to 4: YC-Link/E slave #6 EP : Ethernet/IP™ #7 PB : PROFIBUS #7 CC : CC-Link #7 DN : DeviceNet™ #7 PT : PROFINET #7 ES : EtherCAT #7	No entry: Non-selection NE : EXP.DIO(NPN) #2 #4 PE : EXP.DIO(PNP) #2 #4 GR : Gripper TR : Tracking #5 YM1 : YC-Link/E master #6 YS2 to 4: YC-Link/E slave #6 EP : Ethernet/IP™ #7 PB : PROFIBUS #7 CC : CC-Link #7 DN : DeviceNet™ #7 PT : PROFINET #7 ES : EtherCAT #7	No entry: Non-selection WY : with RCXIVY2+, without lighting WL : with RCXIVY2+, with lighting	4 : 4 pcs.

Please select desired selection items from the upper portion of the controller option A in order.

※1. [STD.DIO] Parallel I/O board standard specifications  
Dedicated input 8 points, dedicated output 9 points, generalpurpose  
input 16 points, general-purpose output 8 points.  
Do not mix with field bus (CC/DN/PB/EP/PT/ES).

※2. Parallel I/O board expansion specifications.

※3. Only one DIO STD specification board can be selected.

Therefore, this board cannot be selected in OP.B to OP.D.

※4. Be careful not to mix NPN and PNP on the parallel I/O board.

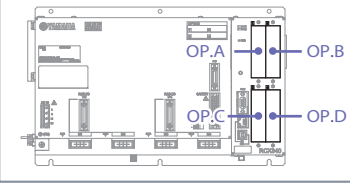
※5. Only one tracking board can be selected from (OP.A)-(OP.D).

※6. Select only one master(YM1) or slave(YS2/YS3/YS4) board for YC-Link/E.  
Additionally, when ordering YC-Link/E, please specify what robot is  
connected to what number controller.

※7. Select only one fieldbus in a controller (CC/DN/PB/EP/PT/ES).

※8. When using the incremental specification, the absolute battery is not required.  
When using the absolute specification, it is necessary to specify the absolute  
batteries for the number of axes.

● Controller option board position



### ■ Standard accessories

Name	Model	Quantity
Power connector + Connection lever	KAS-M5382-00	1
SAFETY PWR connector	KCX-M5370-00	1
PB terminator	KFR-M5163-00	1
RCX341 Regenerative unit	Set with cable KCX-M4107-00	1

Name	Model	Quantity
RCX341 Regenerative unit connection cable(0.5m)	For ordering a single product KEK-M5363-00	1
Cover for COM connector	KR7-M5395-10	1
Cover for Ethernet connector	KCX-M658K-10	1
Cover for USB connector	KCX-M658K-00	1


### ■ Optional parts

Name	Model
Absolute battery	KCA-M53G0-03
NPN / PNP connector	Connector plug model KBH-M4424-00
	Connector shell model KBH-M4425-00
External 24 V power connector for brake + connection lever	KCX-M6500-10

Name	Model
Data cables	USB type (5m) KBG-M538F-00
	D-Sub type
	9Pin-9Pin (5m) KAS-M538F-10

※ This USB cable supports Windows 2000/XP or later.  
※ Data cable jointly used for POPCOM+, VIP+, RCX-Studio Pro.  
※ USB driver for communication cable can also be downloaded from our website.  
※ Ethernet cable is also supported. (Category 5 or higher)

Name	Model
Replacement fan filter (5 pcs.)	KDK-M427G-00

Name	Type	Language	Cable length	Model
	PBX	Japanese	5m	KCX-M5110-1J
			12m	KCX-M5110-3J
		English	5m	KCX-M5110-1E
			12m	KCX-M5110-3E
		Chinese	5m	KCX-M5110-1C
			12m	KCX-M5110-3C
	PBX-E (with enable switch)	Japanese	5m	KCX-M5110-0J
			12m	KCX-M5110-2J
		English	5m	KCX-M5110-0E
			12m	KCX-M5110-2E
	Chinese	5m	KCX-M5110-0C	
		12m	KCX-M5110-2C	

Name	Accessory	Model
Programming box accessory	Display language switching USB for PBX	KCX-M6498-00
	USB cable	KCX-M657E-00



### Safety Precautions

Read the instruction manual thoroughly to operate the robot in a correct manner.



**YAMAHA**  
YAMAHA MOTOR CO., LTD.

Robotics Operations  
Sales & Marketing Section  
FA Sales & Marketing Division

127 Toyooka, Chuo-Ku, Hamamatsu, Shizuoka 433-8103, Japan  
Tel. +81-53-525-8350 Fax. +81-53-525-8378

URL <https://global.yamaha-motor.com/business/robot/>



**YAMAHA**  
ROBOTICS

New Product Information



Maximum payload

**50** kg

Standard cycle time  
(5 kg workpiece payload)

**0.61** sec

Applicable controllers

**RCX341**

Output of the multi-axis controller "RCX340" is increased!  
High power is achieved even with compact size.



# High payload × High speed achieved

YAMAHA large SCARA robot “YK1200X,” which has been on the market for more than 20 years and has shipped more than 3,500 units since its launch in 2001, has been completely renewed!  
The YK1200XG is part of the rigid and easy-to-maintain YK-XG series lineup, achieving high payload and industry-leading operating speed.

Maximum payload

50kg

Standard cycle time\*

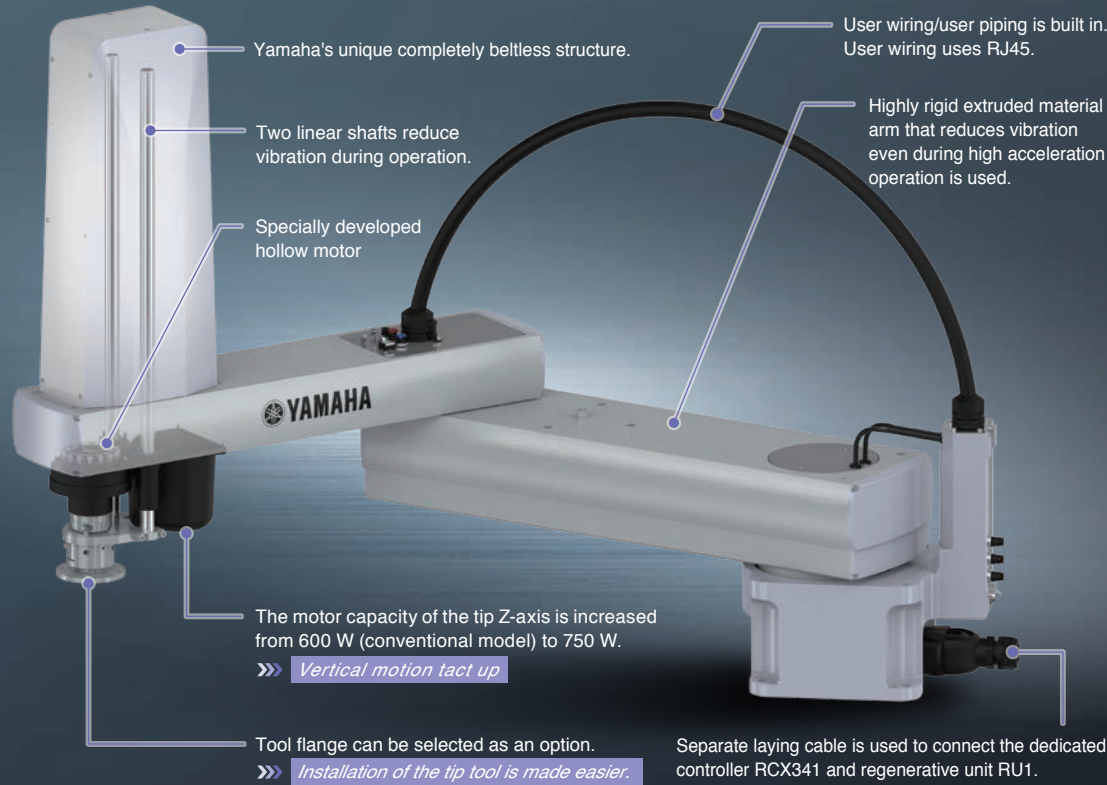
5 kg workpiece payload

0.61 sec

40 kg workpiece payload

0.92 sec

※When moving forth 300mm horizontally and 25mm vertically (rough positioning arch motion).



## Special beltless structure

The YAMAHA SCARA robot “YK-XG series” has high accuracy and high rigidity as its strengths, and has a wide lineup with arm lengths ranging from 120 mm to 1,200 mm. The ZR-axis direct coupling structure realizes a unique completely beltless structure.

## Long-term maintenance-free is achieved.

Belt-less structure significantly reduces lost motion. High accuracy can be maintained for a long period of time. In addition, this robot can be used maintenance-free for a long period of time without worrying about belt breakage, elongation, or secular deterioration.

## The main body weight is reduced approx. 25% (compared to the conventional product).

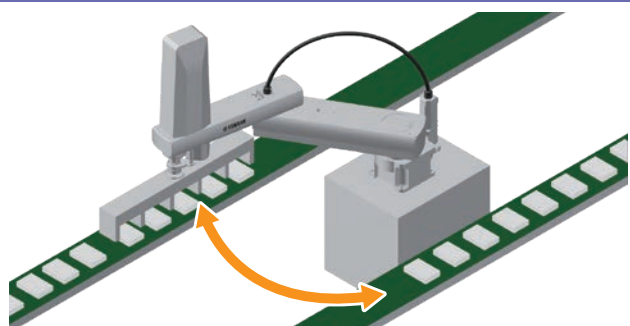
While the base is made of iron to maintain rigidity, the body is made of aluminum, taking advantage of the aluminum extrusion technology Yamaha has accumulated over many years, and making it approximately 30 kg lighter than our long-selling model “YK1200X”.

Payload : Weight

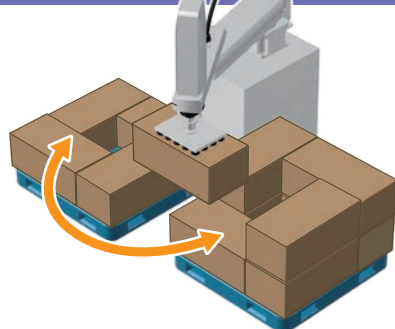
1:1.92

## Application examples

### In-vehicle battery handing



### Large workpiece palletizing



## Specifications

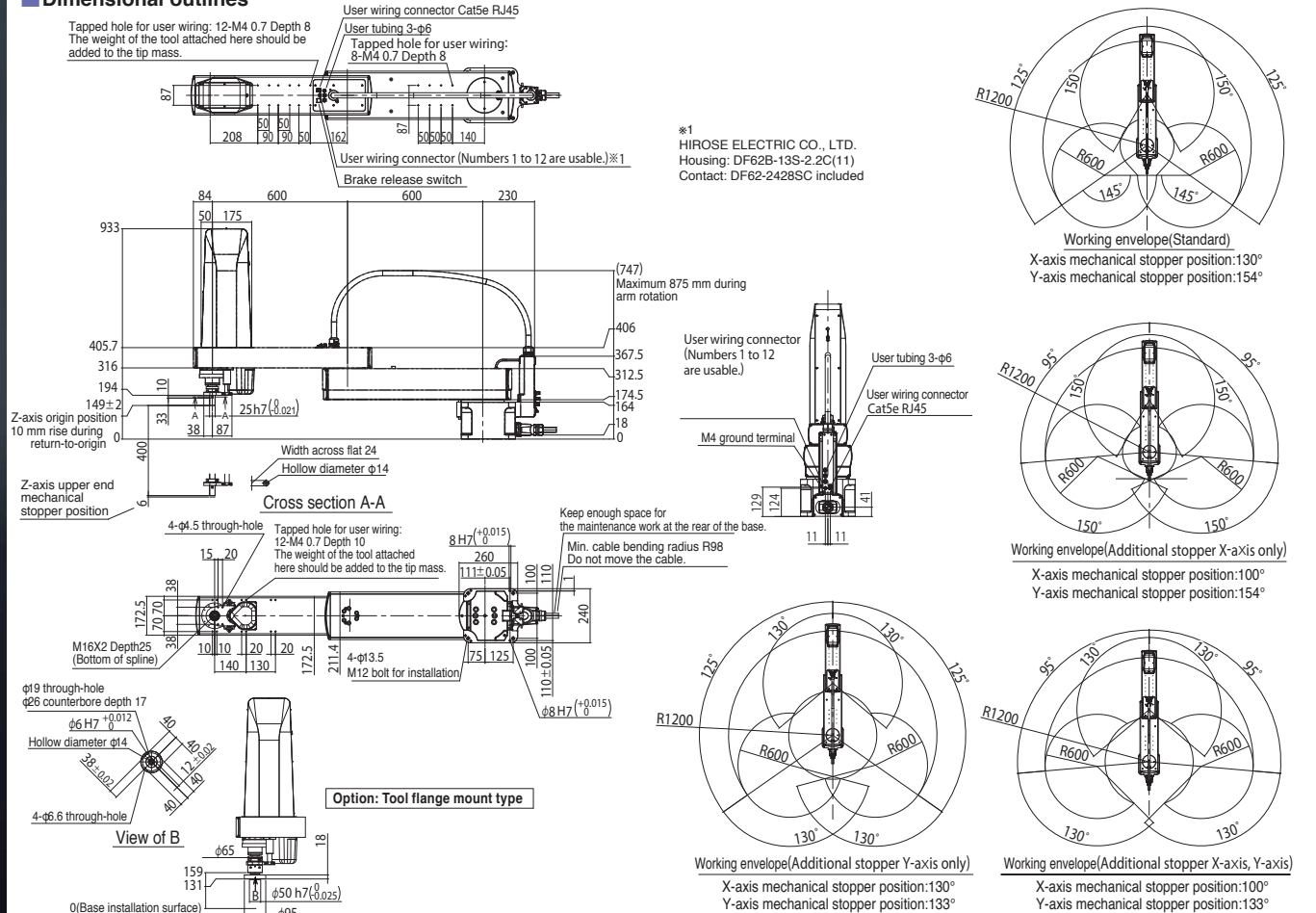
YK1200XG			
Axis specifications	X-axis	Arm length	600 mm
		Rotation angle	±125°
	Y-axis	Arm length	600 mm
		Rotation angle	±150°
	Z-axis	Stroke	400 mm
AC servo motor output	R-axis	Rotation angle	±360°
		X-axis	950 W
		Y-axis	400 W
		Z-axis	750 W
		R-axis	400 W
Maximum speed	X, Y-axis synthesis		7.7 m/s
	Z-axis		1.6 m/s
	R-axis		660°/s
	X, Y-axis		±0.05 mm
Repeatability (※1)	Z-axis		±0.02 mm
	R-axis		±0.005°

YK1200XG		Standard specification	50 kg
Maximum payload		Tool flange mount type	48 kg
		with 2 kg payload	0.55 sec
Standard cycle time		with 5 kg payload	0.61 sec
		with 40 kg payload	0.92 sec
		R-axis tolerable moment of inertia (※2)	2.45kgm <sup>2</sup> (24.5 kgfcm <sup>2</sup> )
User wiring		0.2 sq x 12 wires +RJ45 Cat5e PoE compatible	
User tubing		φ 6×3	
Travel limit		1.Soft limit 2.Mechanical stopper (X,Y,Z axis)	
Robot cable length		Standard: 3.5 m Option: 5 m, 10 m	
Weight		96 kg	

※1: This is the value at a constant ambient temperature.

※2: There are restrictions on the acceleration coefficient setting.

## Dimensional outlines



## Applicable Controllers

RCX341

Based on the multi-axis controller “RCX340”, which features advanced functionality that enables high-level equipment construction, an external regenerative unit “RU1” is installed to dissipate heat inside the controller. The maximum output current has been increased while maintaining the same compact design as the RCX340.

## Basic Specifications

RCX341	
Power capacity	2500 VA
External dimensions	W355 × H195 × D130 mm (Main body only)
Weight	5.8 kg
Power supply voltage	Single-phase 200 to 230 V AC +10% or less, 50/60 Hz
Type of grounding system	TN

## Dimensional outlines

