


Versity 300




SORTIE
PARKING



di-versity





Yamaha has taken every opportunity to build improvements into this new scooter and besides the radical transformation in the layout and effectiveness of the chassis and bodywork, there are marked steps up in the entire specification of the machine.

A key part of the new experience, are Versity 300's high-riding 14-inch wheels. The five-spoke light alloy rims are designed to ride easily over the roughest road surfaces and take the strain out of hopping over city kerbs to reach parking areas.

Versity

With ample passenger accommodation, a flat tunnel footboard area for extra luggage-carrying capacity and the most comprehensive weather protection, Versity 300 is the new watchword for sheer versatility. In the era of maximising leisure time and making the most of excursion opportunities, the true multi-purpose nature of the Versity 300 package comes in to its own.

No more limitations



www.yamaha-motor-europe.com/versity



Accessories



Topcase + carrier:

Versity 300's line of accessories are all designed by the same team of engineers. The cavernous 44-litre colour-coordinated topcase with integral mounting points extends the concept lines of the scooter.




Backrest:

The special-designed backrest gives your passenger more sumptuous comfort and improved ergonomics.



High windscreen

Another option is the extra-high windscreen (72 cm) that provides almost total weather protection.



***A new concept,
a new reality***





Yamaha has always had a knack for building scooters designed to meet the fast-changing ways we live – and this time the Versity 300 is the machine built to meet the wide-ranging needs of a generation that demands more from a scooter than mere commuter transport.

This magic blend of active safety – provided by the big, fat wheels – and a unique degree of performance and comfort is typical of maxi-scooter concepts. And starts a new age of the MCS: the Maxi Crossover Scooter.

Versity 300 is powered by a robust four-stroke, liquid-cooled engine offering 264cc of tough, dependable performance with fully automatic transmission for dynamic urban riding and exciting strong performance on rougher terrain.

Key features



Seat:

With a commanding, upright riding position offering total control and flexibility of movement for the rider, and with a generous scalloped dual seat, Versity 300 provides all-day ease in the saddle for both rider and passenger.

Windscreen

The tough, but rounded lower front fairing deflects the elements from the rider's feet and lower legs while the high screen with handlebar extensions takes care of the rider's upper body.




Instrument panel

The car-style dash panel keeps riders fully informed of scooter functions day and night. Back-lit blue at night, it includes a trip-meter, engine + ambient temperature monitor, fuel gauge, average speed function, plus a digital clock and service indicator.




Under-seat storage:

Part of the design for the modern living is the under-seat helmet storage compartment, cleverly included despite the use of those huge space-sapping 14-inch wheels.





Silver Tech (S3)



Black Aubergine (SME)



Smokey Grey (DNM8)



Technical Specifications

Versity 300

Engine

Type	4-stroke, liquid-cooled, SOHC, forward inclined single cylinder
Displacement	264 cc
Bore and stroke	71 x 66.8 mm
Max. power	15.2 kW (21 HP) @ 7,500 rpm
Max. torque	21,6 Nm @ 6,000 rpm
Compression ratio	10 : 1
Lubrication	Wet sump
Carburation	TK 5SE
Ignition	Electronic
Starter system	Electric
Fuel tank capacity	11,8 L
Transmission	V-belt, automatic

Chassis

Overall length	2,170 mm
Overall width	960 mm
Overall height	1,480 mm
Seat height	822 mm
Wheelbase	1,480 mm
Min. ground clearance	158 mm
Dry weight	164 kg
Front brake	Single disc Ø 270 mm
Rear brake	Single disc Ø 240 mm
Front tyre	120/80-14
Rear tyre	150/70-14

Always wear a helmet, eye protection and protective clothing. Yamaha encourage you to ride safely and respect fellow riders and the environment. Specifications and appearance of Yamaha products shown here may vary according to requirements and conditions, and are subject to change without notice. For further details, please consult your Yamaha dealer.