

# B14



## Ordering method

<b>B14</b>	<b>Model</b>	<b>Motor installation direction</b> L: Motor leftward, horizontal position R: Motor rightward, horizontal position LU: Motor leftward, upper position RU: Motor rightward, upper position LD: Motor leftward, lower position RD: Motor rightward, lower position	<b>Option</b> Grease type None: Standard GC: Clean	<b>Stroke</b> 150 to 3050 (50mm pitch)	<b>Cable length<sup>Note1</sup></b> 3L: 3.5m 5L: 5m 10L: 10m 3K/5K/10K (Flexible cable)	<b>TSX</b> Positioner <sup>Note2</sup> TSX: TS-X	<b>Driver: Power-supply voltage / Power capacity</b> 105: 100V/100W or less 205: 200V/100W or less	<b>LCD monitor</b> No entry: None L: With LCD	<b>I/O selection</b> NP: NPN PN: PNP CC: CC-Link DN: DeviceNet™ EP: EtherNet/IP™ PT: PROFINET GW: No I/O board <sup>Note3</sup>	<b>Battery</b> B: With battery (Absolute) N: None (Incremental)
	<b>SR1-X</b>	<b>Controller</b>	<b>05</b>	<b>Driver: Power capacity</b> 05: 100W or less	<b>Usable for CE</b> No entry: Standard E: CE marking	<b>I/O selection</b> N: NPN P: PNP CC: CC-Link DN: DeviceNet™ PB: PROFIBUS	<b>Battery</b> B: With battery (Absolute) N: None (Incremental)			
	<b>RDV-X</b>	<b>Driver</b>	<b>2</b>	<b>Power-supply voltage</b> 2: AC200V	<b>05</b>	<b>Driver: Power capacity</b> 05: 100W or less	<b>RBR1</b>	<b>Regenerative unit</b>		

Note 1. The robot cable is standard cable (3L/5L/10L), but can be changed to flexible cable.  
See P.732 for details on robot cable.  
Note 2. See P.634 for DIN rail mounting bracket.  
Note 3. Select this selection when using the gateway function. For details, see P.96.

## Specifications

AC servo motor output (W)	100
Repeatability <sup>Note1</sup> (mm)	+/-0.04
Belt (mm)	Equivalent to lead 25mm
Maximum speed (mm/sec)	1875
Maximum payload (kg)	20
Stroke (mm)	150 to 3050 (100mm pitch)
Overall length (mm)	Motor installation L/R type Stroke+425.5 Another Stroke+338
Maximum dimensions of cross section of main unit (mm)	W146 × H94
Cable length (m)	Standard: 3.5 / Option: 5.10
Linear guide type	4 rows of circular arc grooves × 2 rail
Position detector	Resolvers <sup>Note2</sup>
Resolution (Pulse/rotation)	16384

Note 1. Positioning repeatability in one direction.  
Note 2. Position detectors (resolvers) are common to incremental and absolute specifications. If the controller has a backup function then it will be absolute specifications.

## Allowable overhang<sup>Note</sup>

	Horizontal installation (Unit: mm)			Wall installation (Unit: mm)		
	A	B	C	A	B	C
5kg	2159	1228	943	1064	816	1468
10kg	1389	623	548	564	377	888
20kg	1102	320	348	305	156	615

Note. Distance from center of slider top to center of gravity of object being carried at a guide service life of 10,000 km.

## Static loading moment

(Unit: N·m)		
MY	MP	MR
226	227	199

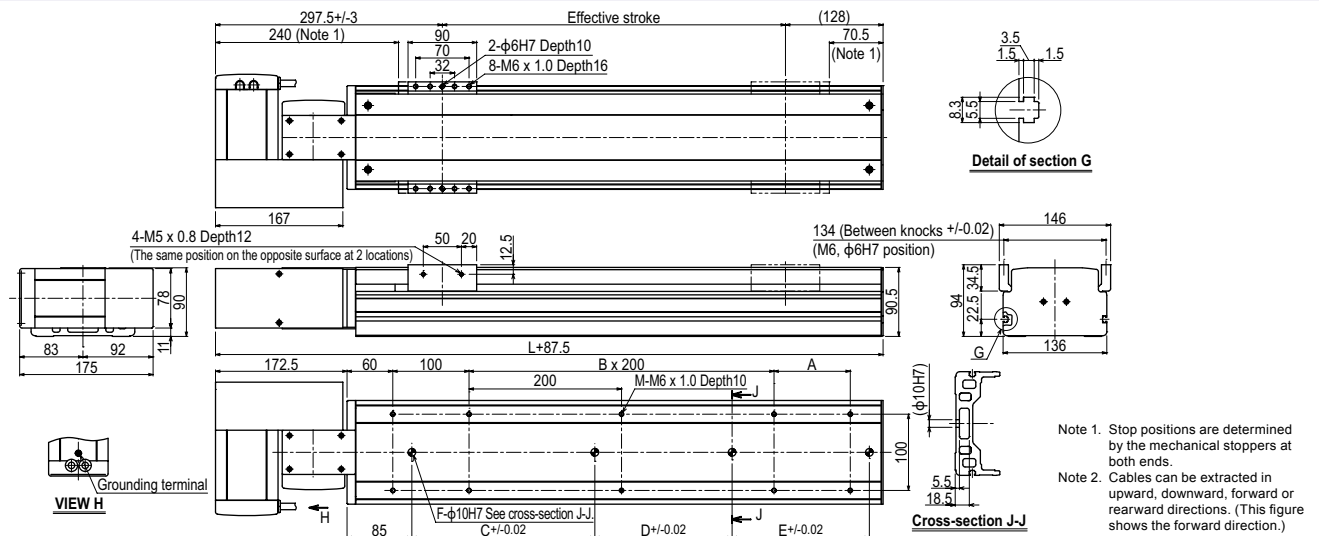
## Controller

Controller	Operation method
SR1-X05 RCX320 RCX221/222 RCX340	Programming / I/O point trace / Remote command / Operation using RS-232C communication
TS-X105 TS-X205	I/O point trace / Remote command
RDV-X205-RBR1	Pulse train control

## Motor installation The line-up consisting of six models of different motor installation position as follows.

<b>L type</b> Leftward at horizontal position	<b>R type</b> Rightward at horizontal position	<b>LU type</b> Leftward at upper position	<b>RU type</b> Rightward at upper position	<b>LD type</b> Leftward at lower position	<b>RD type</b> Rightward at lower position
---	--	---	--	---	--

## B14 R type (Motor rightward, horizontal position)

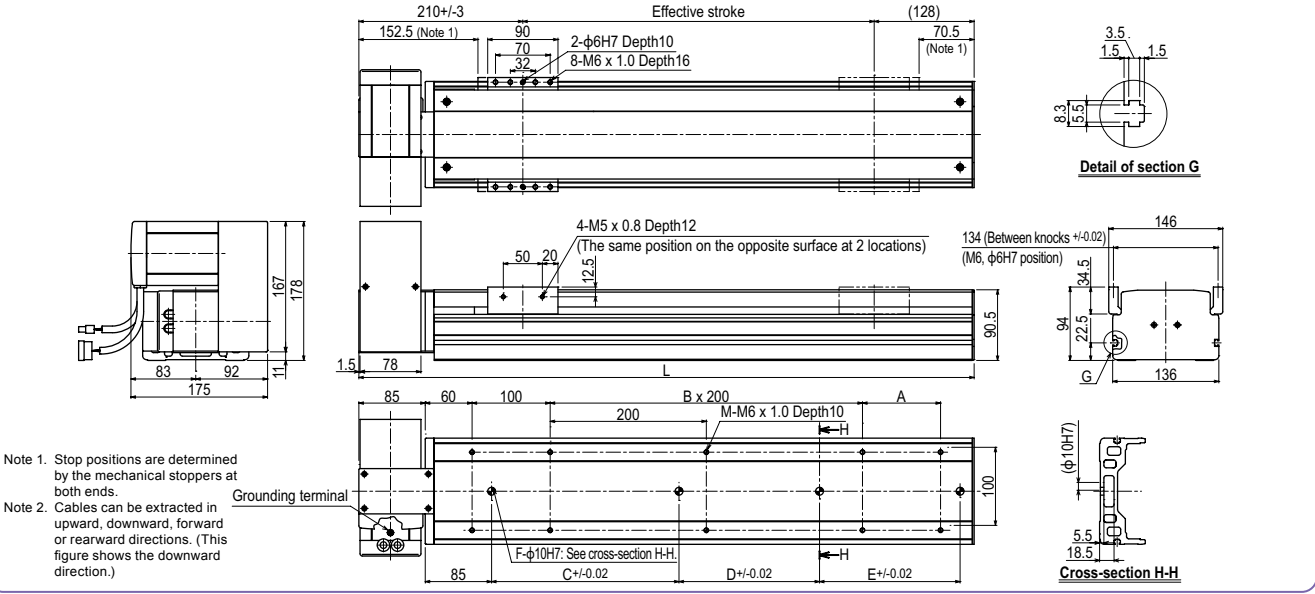


Note 1. Stop positions are determined by the mechanical stoppers at both ends.  
Note 2. Cables can be extracted in upward, downward, forward or rearward directions. (This figure shows the forward direction.)

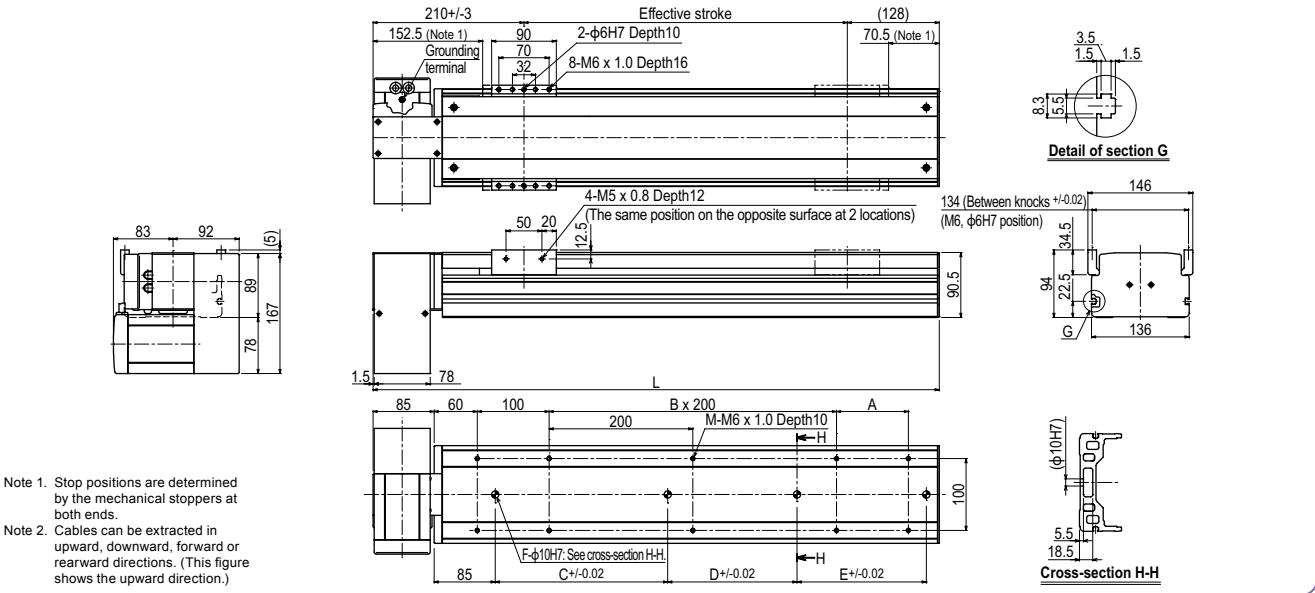
Effective stroke	150	200	250	300	350	400	450	500	550	600	650	700	750	800	850	900	950	1000	1050	1100	1150	1200	1250	1300	1350	1400	1450	1500	1550	1600
L	488	538	588	638	688	738	788	838	888	938	988	1038	1088	1138	1188	1238	1288	1338	1388	1438	1488	1538	1588	1638	1688	1738	1788	1838	1888	1938
M	6	8	8	8	8	10	10	10	10	12	12	12	12	14	14	14	16	16	16	16	18	18	18	18	20	20	20	20	22	
A	-	50	100	150	200	50	100	150	200	50	100	150	200	50	100	150	200	50	100	150	200	50	100	150	200	50	100	150	200	50
B	1	1	1	1	1	2	2	2	2	3	3	3	3	4	4	4	5	5	5	5	6	6	6	6	7	7	7	7	8	
C	240	240	240	420	420	420	600	600	600	600	780	780	780	780	960	960	960	1140	1140	1140	1140	1140	1140	1140	1140	1140	1140	1140	1140	1140
D	-	-	-	-	-	-	-	-	-	-	-	-	-	-	-	-	-	-	-	-	-	-	240	240	240	240	420	420	420	600
E	-	-	-	-	-	-	-	-	-	-	-	-	-	-	-	-	-	-	-	-	-	-	-	-	-	-	-	-	-	-
F	2	2	2	2	2	2	2	2	2	2	2	2	2	2	2	2	2	2	2	2	2	2	2	2	2	2	2	2	2	2
Weight (kg)	9.6	10.2	10.8	11.4	12	12.5	13.1	13.7	14.3	14.9	15.5	16.0	16.6	17.2	17.8	18.4	19	19.5	20.2	20.7	21.3	21.9	22.5	23.1	23.7	24.2	24.8	25.4	26	26.6

Effective stroke	1650	1700	1750	1800	1850	1900	1950	2000	2050	2100	2150	2200	2250	2300	2350	2400	2450	2500	2550	2600	2650	2700	2750	2800	2850	2900	2950	3000	3050	
L	1988	2038	2088	2138	2188	2238	2288	2338	2388	2438	2488	2538	2588	2638	2688	2738	2788	2838	2888	2938	2988	3038	3088	3138	3188	3238	3288	3338	3388	
M	22	22	22	24	24	24	26	26	26	26	28	28	28	28	28	30	30	30	30	32	32	32	34	34	34	34	34	36	36	
A	100	150	200	50	100	150	200	50	100	150	200	50	100	150	200	50	100	150	200	50	100	150	200	50	100	150	200	50	100	
B	8	8	8	9	9	9	10	10	10	10	11	11	11	11	11	12	12	12	12	13	13	13	14	14	14	14	14	15	15	
C	1140	1140	1140	1140	1140	1140	1140	1140	1140	1140	1140	1140	1140	1140	1140	1140	1140	1140	1140	1140	1140	1140	1140	1140	1140	1140	1140	1140	1140	1140
D	600	600	600	780	780	780	780	960	960	960	960	1140	1140	1140	1140	1140	1140	1140	1140	1140	1140	1140	1140	1140	1140	1140	1140	1140	1140	1140
E	-	-	-	-	-	-	-	-	-	-	-	-	-	-	-	-	-	-	-	-	-	-	-	-	-	-	-	-	-	-
F	3	3	3	3	3	3	3	3	3	3	3	3	3	3	3	3	3	3	3	3	3	3	3	3	3	3	3	3	3	3
Weight (kg)	27.2	27.7	28.3	28.9	29.5	30.1	30.7	31.3	31.9	32.4	33	33.6	34.2	34.8	35.4	35.9	36.5	37.1	37.7	38.3	38.9	39.4	40	40.6	41.2	41.8	42.4	43.0	43.6	

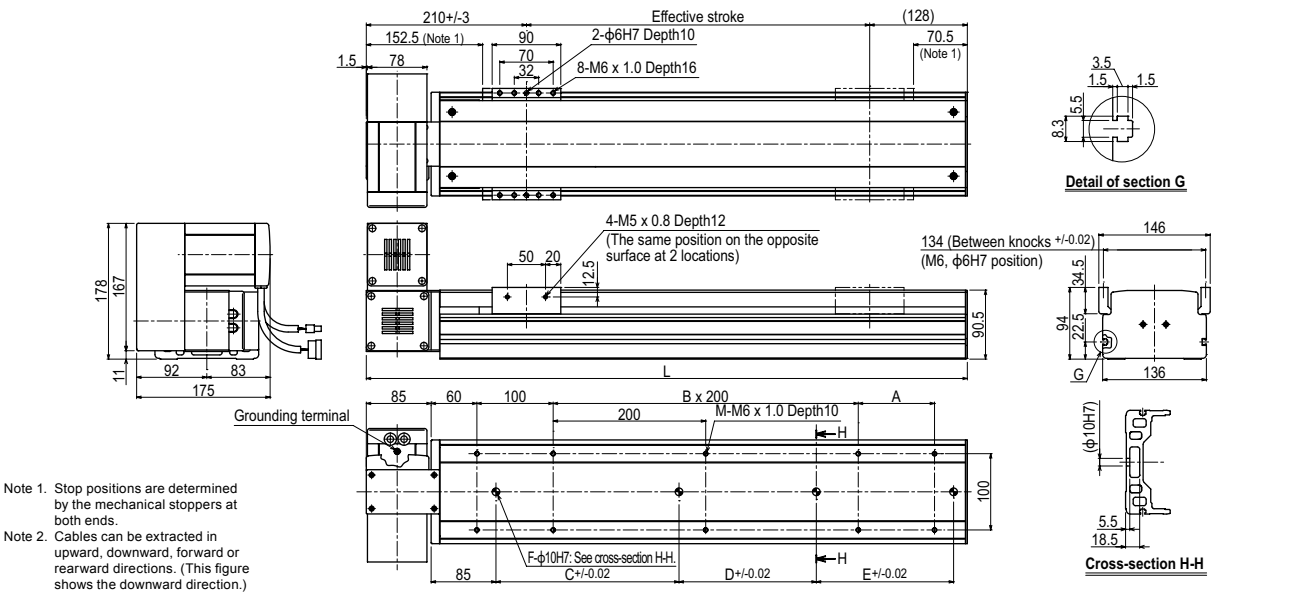
B14 RU type (Motor rightward, upper position)



B14 RD type (Motor rightward, lower position)



B14 LU type (Motor leftward, upper position)



YA	Articulated robots
LCM	Linear conveyor modules
CX	Single-axis robots
Robonity	Motor-less single axis actuator
TRANSERO	Compact single-axis robots
FLIP-X	Single-axis robots
PHASER	Linear motor single-axis robots
XY-X	Cartesian robots
YK-X	SCARA robots
YP-X	Pick & place robots
CLEAN	Clean robots
CONTROLLER	Controller
INFORMATION	Information
T type	T type
F type	F type
GF type	GF type
N type	N type
B type	B type