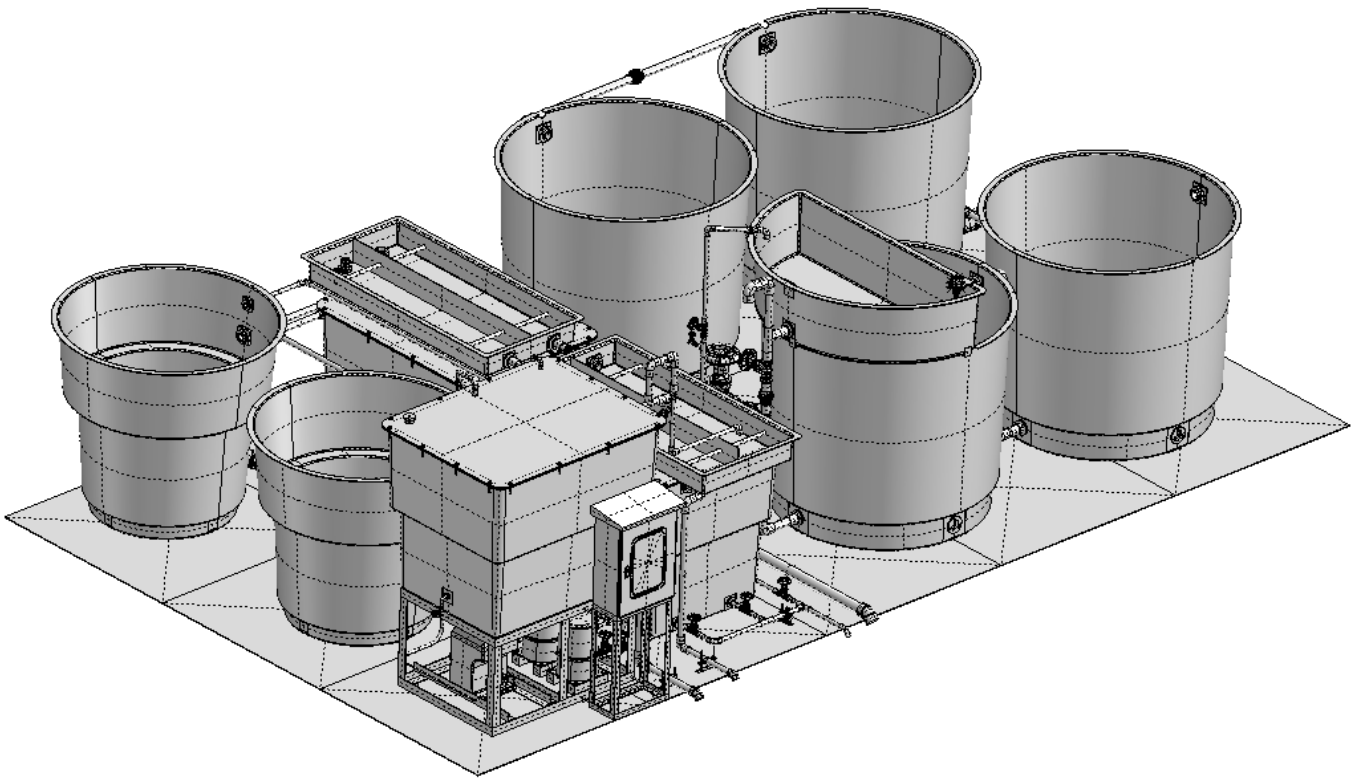


Manual for Setting Up a Water Committee



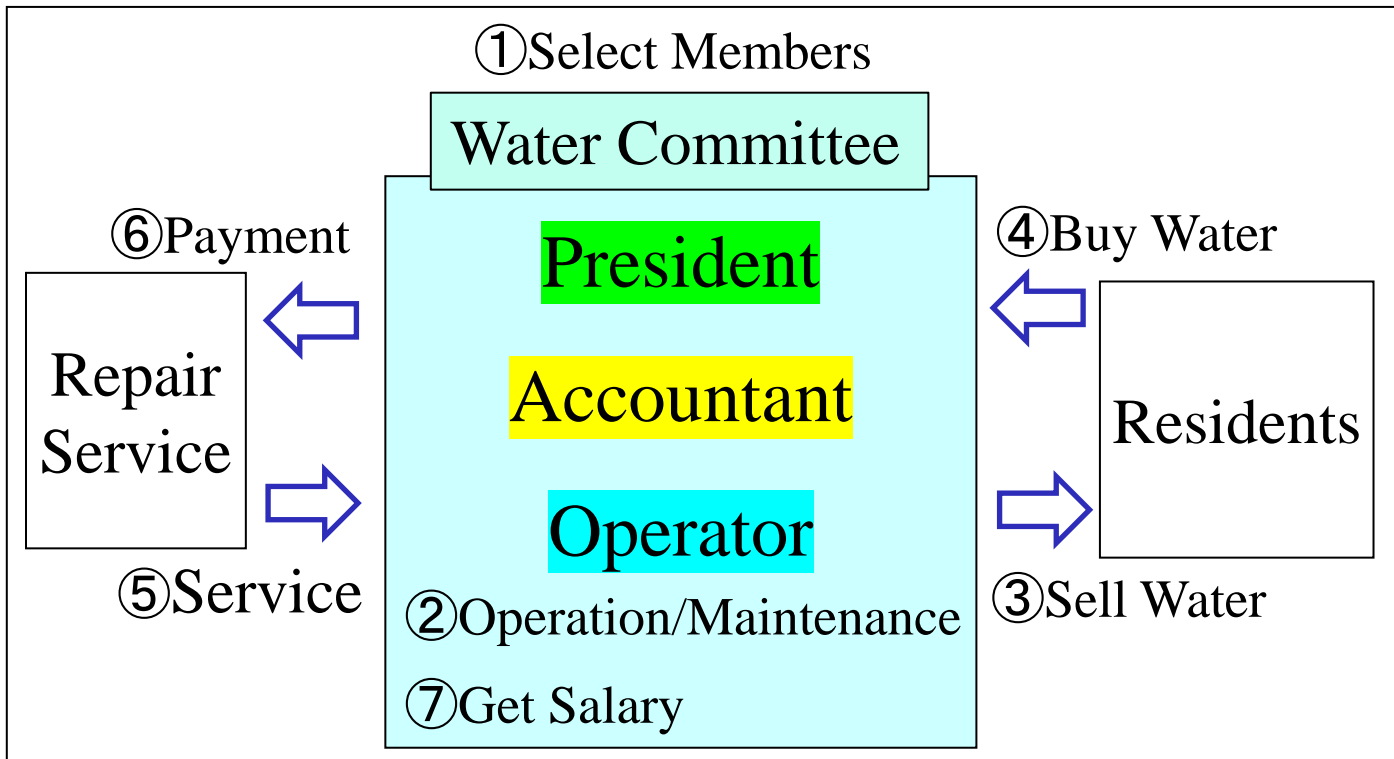
Why is it necessary to establish a water committee?

- This water purification system was created with the grant money.
- However, it is now owned by you, and you cannot continue to use it unless you voluntarily manage it yourselves.
- And unfortunately, this equipment has the following issues
 1. Problems may occur if maintenance is not performed properly according to the owner's manual.
 2. Even with proper maintenance, pumps and other electrical circuits may fail due to natural disasters.
 3. Storage batteries have a limited lifespan, so it is absolutely necessary to replace them every 10 years (see text for details, including prices).
- **The purpose of establishing the Water Committee is to address the above issues so that you can continue to use this equipment.**
- **The purpose is to save the funds essential for this purpose.**
- **It is Yamaha's hope that you will continue to drink clean water, and to that end, we are providing this manual as a guide to the operation of the Water Committee.**

Contents

1. What a Water Committee does
2. How to Manage
3. How to Sell and Earn
4. Decide Salary and Water Price

1. What a Water Committee does




- Members are required to speak French or English
- At the time of establishment of the water committee, the appointment of officers and pricing should be decided in the presence of local representatives (e.g. youth groups, women's groups, representatives from each district).
- Change members every two or three years to prevent corruption
- Use deposits only for machine repairs
- Withdrawal from the bank is required by two person's permission at minimum.

For example, president and accountant

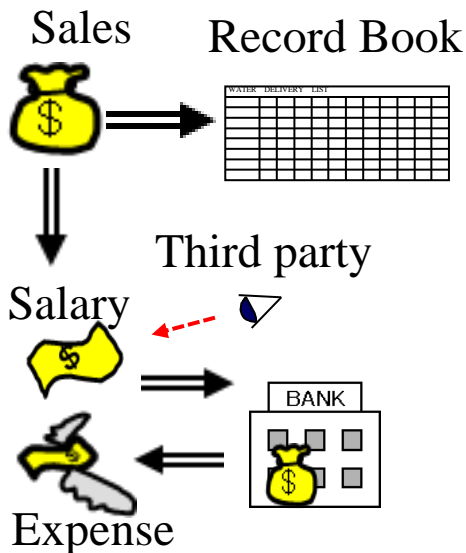
2. How to Manage

President



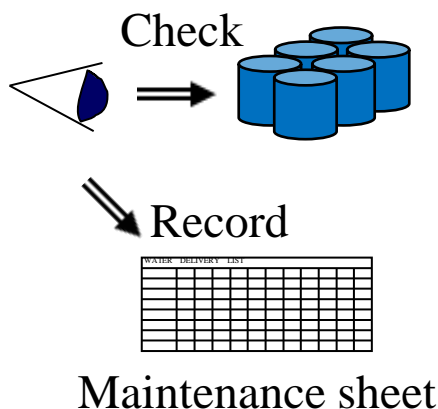
- Hold monthly meeting and report income and expenses to residents.
- Decide to stop or start the system
- Manage the work of members
- Analyze water quality based on the regulation.

Accountant



- Record income and expense in a record book.
- Pay for member's salary and other expenses
- Deposit the balance in a bank
- ※ Should be checked by the third party.

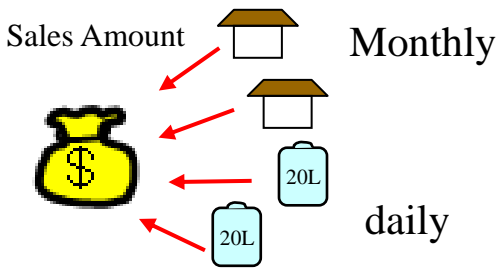
Operator



- Check the system working and record to the sheet.
- Repair defective parts
- Report water quality to President
- Patrol and secure the system

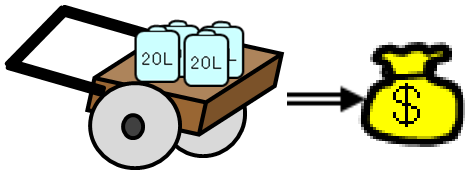
3. How to sell and earn

Collect money daily or monthly




- Decide whether to collect monthly or daily
- Monthly : price per family
- Daily : price per 20L

Sell outside village



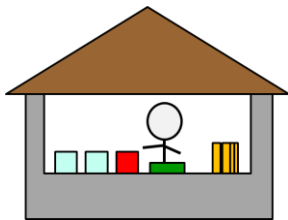
- If you sell water outside village, you can earn more

Sell cold water or ice



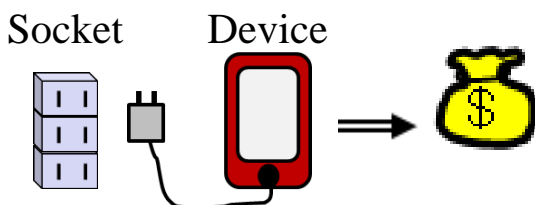
- Water and ice can be sold at a higher price
- Cost of refrigerator will be covered soon

Find advisor



- Business owner knows how to earn. Such as KIOSK owner, and so on

Sell electricity ※ In case solar modules installed



- You can sell also electricity

4. Decide Salary and Water Price (monthly)

Item	Income / unit	Qty	Sub-Total	Expense /unit	Sub-total
Water per family	100	200	20,000		
Water per 20L	10	100 cans	1,000		
(Electricity to sell per time)	10	300 times	3,000		
Cold water	20	100	2,000		
Ice	20	100	2,000		
Salary for president				5,000	5,000
Salary for accountant				5,000	5,000
Salary for operator				5,000	5,000
Electricity or new batteries per 10 years				600,000 /120	5,000
Water quality test per 1 year				12,000 /12	1,000
Total			28,000		21,000
Balance			+7,000 (must be positive)		