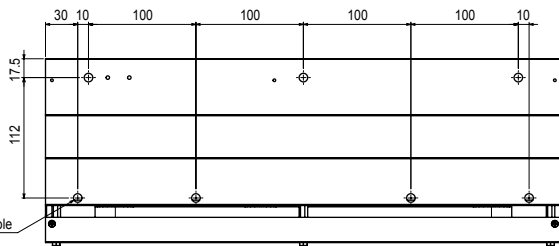
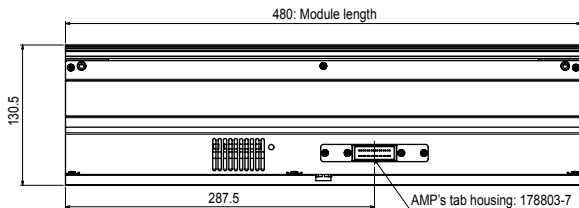
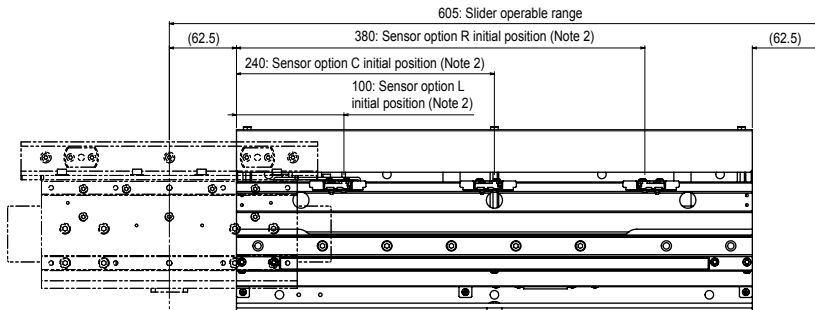
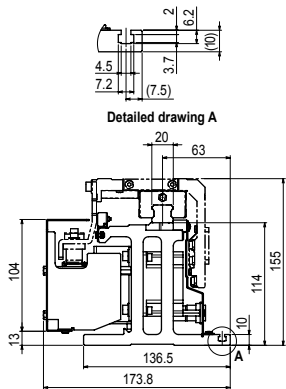


LCM100-3B Belt module (480mm)



Note 1. Use the M6 hex socket head bolts to install the main unit.

Note 2. The sensor option position can be moved in a range of ± 50 mm.

Note 3. Input power supply and signals to drive the motor.

The connector is AMP's dynamic connector D-3100D series.

Prepare 178289-7 (16 poles) for the housing and 175217-2 (gold plated contact) for the contact.

Note 4. Select 24V power supply with a capacity of 5A or more.

Note. No mechanical stoppers are provided due to product characteristics. When necessary, the customer installs appropriate mechanical stoppers.