

Before it was
a snowmobile
it was a world
championship
motorcycle.



THREE NEW MODELS FOR 1970  **YAMAHA** It's a better machine

Our motorcycles tore up the world's biggest tracks. Won top-competition races right and left. Then we dropped that engine into a beautifully-engineered snowmobile. Shazaam! A snowmobile without equal.



SL 396

The pride of the line. A 27 horsepower, 5-port engine that cruises without strain. Even with the whole family aboard. The 18-inch track provides greater traction. Sharper turns at high speeds. Take it hunting. Find those out-of-the-way spots. It's one snowmobile you can depend on.

Engine	Twin Cylinder
Overall length	99½ inches
Width	36½ inches
Track width	18 inches
Bore & Stroke	65 x 59.6mm
Displacement	396cc
Horsepower	27



Yamaha Features




1 5-Port Power Engine And what an engine! Designed to register high horsepower at lower revolutions, 5-port power offers a more efficient engine. More complete combustion. Greater power. A quiet, smoother running engine with a minimum of vibration.

2 Autolube A pressure-lubrication system tested under severe arctic conditions. It does away with finger-freezing fuel mixing. Oil goes in one tank, gas in the other. Then, according to speed and load, the right amount of oil is measured out. And all done automatically.

3 Disc Brake You don't really need to say much about a disc brake. Everyone knows it's the best. Ours is a sure-stop brake. A brake you can depend on even in the wettest snow. Or at the highest speeds.

4 Ball-Joint Steering Two well-engineered tie rods provide the agility, the jack rabbit maneuverability of this steering system. Our snowmobile has reflexes to match your own. A flick of the wrist and you explode onto a new course.

Full Six Months Warranty Parts and labor absolutely free if anything goes wrong due to defective material or workmanship. Mail us the warranty form within 10 days after purchase and you're covered. The best thing about our warranty—you never have to use it.






SL 338

Fast, fun, yet so simple to operate, your nine year old can do the driving. It has a lightweight 15-inch track. (Quick, sure-footed performance.) It's a snowmobile for doing whatever you want to do. Take the wife on a moonlight ride. (Two can ride comfortably for miles.) Take the kids fishing. (Plenty of storage space.) Or, just race around by yourself.

Engine	Twin Cylinder
Overall length	99½ inches
Width	32 inches
Track width	15 inches
Bore & Stroke	60 x 59.6mm
Displacement	338cc
Horsepower	24



SS 396 Racing Model

Designed for racing. Created for speed. This is the machine built for 400cc (and up) racing. The factory-installed special GYT Kit increases horsepower. Shoves it up to thirty-six horses. This is the one they'll be talking about. The Yamaha SS396 — this year's hottest competitor.

Engine	Twin Cylinder
Overall length	98 ³ / ₄ inches
Width	32 inches
Track width	15 inches
Bore & Stroke	65 x 59.6mm
Displacement	396cc
Horsepower	36



It's a better machine

- All new tie rod steering system
- New double action fuel pump
- New fuel filter and float bowl
- Freezeproof plastic coated cables
- Optional sprocket ranges available
- Gas tanks range from 3.2 to 4 gallons
- Dyno tuned muffler for quiet riding
- Spring loaded latches
- Improved cooling system
- Lighter flywheels for better engine balance
- Unitized frame construction
- Sturdy skis with improved double-check bracket
- 5-leaf front spring gives smoother ride
- Strong front and rear tubular bumpers
- Protected tail light
- Wider, lighter drive track
- Coil spring rear suspension
- New improved carburetion system
- Tool kit and spare gas container standard equipment
- New "day-brite" headlight

Yamaha International Corporation
 P. O. Box 54540, Los Angeles, California 90054
 Canadian Distributor: Fred Deeley, Ltd., Vancouver, B. C.

Yamaha Accessories

• Helmets, Goggles and Visors

Choice of red, white or blue helmets with durable, high-shine finish. Detachable, slip-on visors.

• Yamalube

Our specially formulated motor oil. Reduces plug and port carbon buildup, promotes smoother running.

• Snowmobile Covers

Nylon "drawstring" covers that fit snug around your snowmobile. Waterproof, freezeproof.

• Wax and Polish

Waterproofs, protects and beautifies. All in one simple operation.

