

YAMAHA-21JOGII





YAMAHA-21JOGII

*Yamaha 21 Junior Offshore Group,
Mark II*

**To capture every wind...from
the gentlest...
The supple Yamaha 21JOGII!**

● Junior Offshore Group is a classification of small, sea-going cruisers, and there are various rules concerning the cruisers included in this class. Among the recommended designs for this class, the 21JOGII was planned both as a craft of maximum sailing performance and for the most comfortable livability while aboard. This craft satisfies the requirements specified by IOR category III, and has a performance which is almost equal to that of the ¼-ton class.

● This craft is the tumble home and gives an immediate impression of sophisticated elegance. It has a very well balanced sail area, enabling it to run well before even gentle breezes. When sailing in the open sea, you will be able to instantly sense the fine performance of the 21JOGII.


● Special note should be taken of the cabin. Because it has been planned as one room, it can be used most flexibly at any time... during sailing, for sleeping, for meals, for conversation... and with maximum pleasure for every member of the crew. The table can, in addition, be prepared for use by one simple operation. There is also plenty of storage space... with the 21-foot length planned for maximum functionality.





YAMAHA





**One-room cabin layout
Use it any way you like,
according to your needs.**

● Because the cabin has been designed as one room, many advantages, such as the flexibility with which it can be used while sailing and then changed again to suit the needs while docked, are noted for the cabin of the 21JOGII.

● Or, if you desire, you can easily convert it to twin rooms by simply using curtains for a partition. The table can be easily raised or lowered by one touch. It's ideal for chartwork, study, eating or conversation, and can be quickly lowered for additional sleeping space. You can, therefore, easily arrange the cabin to suit your individual needs at any time.

● The galley is located on the port side of the cabin, with plenty of space even for the cook who prides himself on his culinary skills. The galley includes a sink, ice box, dish rack and range space, and is arranged for maximum functionality.

● Storage space has also been well provided, with a bottle holder, glass holder, bookshelf, storage net and drawers for miscellaneous storage . . . thus making it easy to arrange the cabin interior neatly, and thus making more useful space for your use.

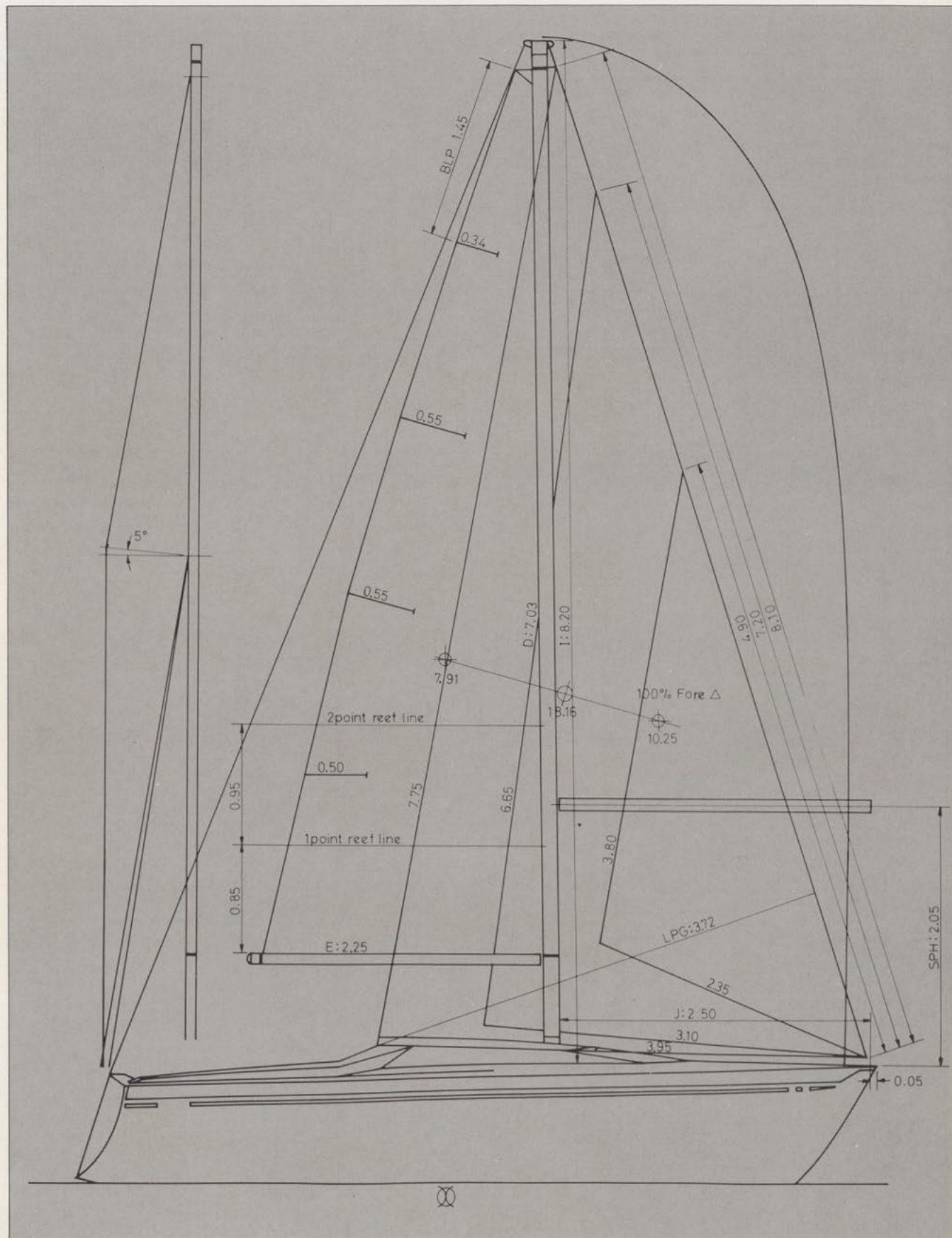
Tumble home A logically functional cockpit


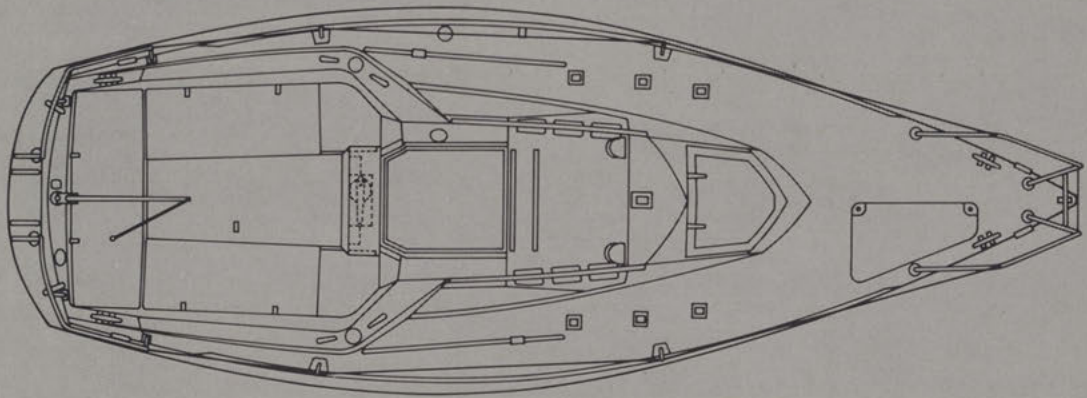
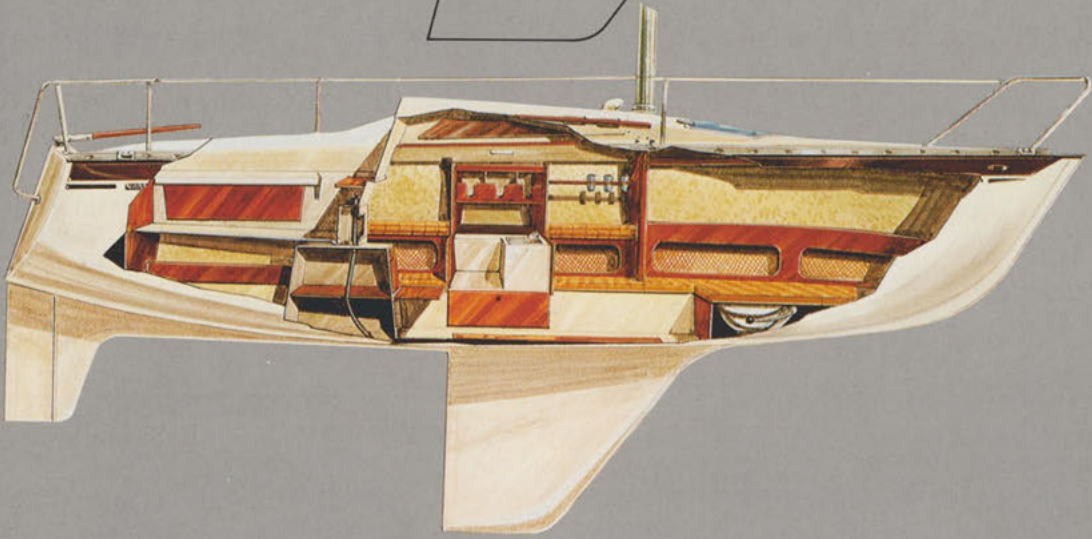
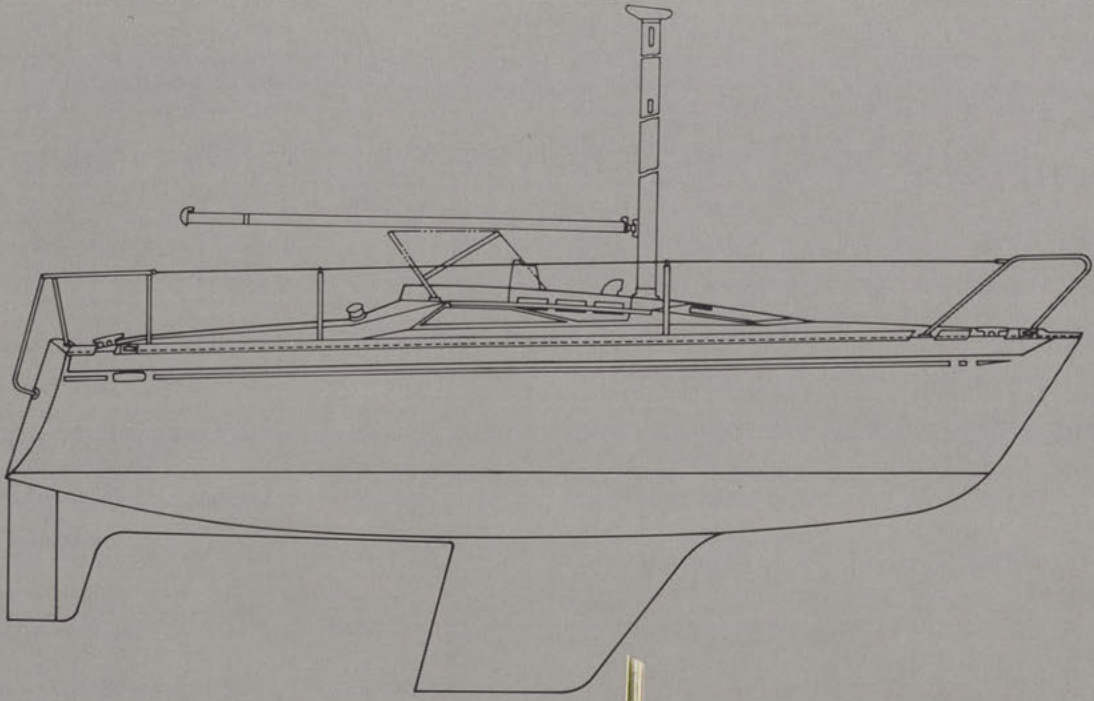
● The 21JOGII even attracts attention in a crowded harbor . . . thanks to its unique tumble home shape. Snow white with a beach-brown stripe on either side of the hull. Intrepid and sporty . . . like the sea itself . . . its sailing performance can be seen at a glance. It's sure to be the one boat in port which is the object of admiration by every young sailing crew.

● The deck surface is smooth for easy deck work. All deck fittings are arranged for maximum functionality, and even the ventilator arrangement was planned for a unified construction form. The deck is, then, designed to be completely functional and compact.

● The fin keel is moderately long with a high aspect ratio. There is a definite feeling of stability even when heeling. The continuous skeg from the end of the keel to the rudder increases sailing performance.

● The cockpit has been planned for maximum convenience and in consideration of hand, foot and body movements. A minimum amount of movement is required for handling the sheet, winding the winches, operating the bilge pump, and other operations during sailing. As for storage space, there are storage compartments on both sides, as well as other ample storage facilities. All necessary equipment such as liferaft ropes, anchor, etc. can be efficiently stored.



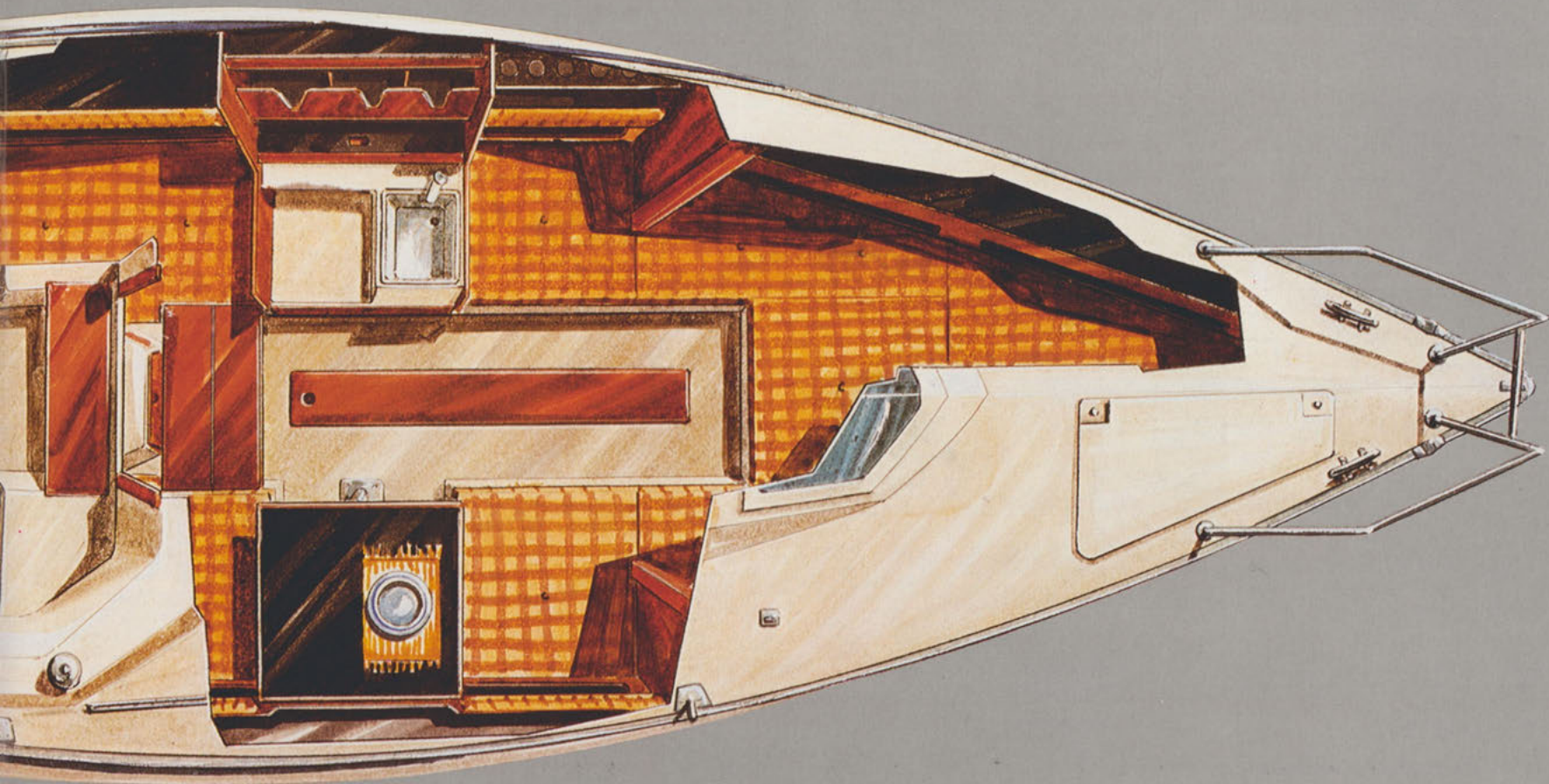


- Unified hull and deck constructed of FRP (with non-skid finish)
- Gunnels (corrosion-resistant aluminum)
- FRP rudder attached to skeg (stainless-steel shaft, with wooden tiller)
- Cast-iron ballast keel
- Corrosion-resistant aluminum mast (on deck, with inner halyard and various fittings)

- Standing rigging (with Pylen color rope, stainless-steel wire, turnbuckles and toggles)
- Running rigging (with Pylene color rope, stainless-steel wire and block 1 set)
- Genoa track and car 1 set
- Jib sheet winches (2)
- Stainless-steel pulpits (bow and stern) and stainless-steel vinyl-coated wire single lifeline

- Cowl head ventilators (2)
- Bow hatch (FRP, semi-transparent, foc'sle lighting)
- Companion hatch (wooden panel, FRP sliding hatch, FRP hatch cover)
- Aluminum boat hook
- Teak deck hand rails (both sides of doghouse top)
- Manual-type bilge pump (fore part of cockpit)

- Berths for 4: single quarter berths port and starboard, main cabin berths (2); all berths with woolen cover and foam-filled cushions; main cabin berths with backrests
- Cabin table: teak trimmed, fold-down type, combination use as chart table; becomes part of berth
- Galley equipment: stainless-steel sink, stove base, ice box, Fresh water pump, water tank, dish rack




- Storage: stern hatch (1), cockpit hatches (2-port and starboard), under both berths in main cabin (5-including quarter berths), berth-side shelves (7-in each quarter berth, behind each main berth backrest, behind each bulkhead-port and starboard, above table), in

gally (below stove base, dish rack-small, medium, large 1 each), tool box (under companion hatch step, with cover), nets (8).

- Windows: 1 each port and starboard (cabin), smoked finish, made of polycarbonate
- Auxiliary power: Yamaha 8HP outboard engine
- Sails: 1 each main sail and regular jib

- Electrical equipment: (a) cabin lights: above table, galley foc'sle; (b) side lights: port and starboard, 1 each; (c) stern light (stern deck); (d) mast light (mast); (e) switch panel (with fuse); (b) ~ (e) running lights; (f) wiring



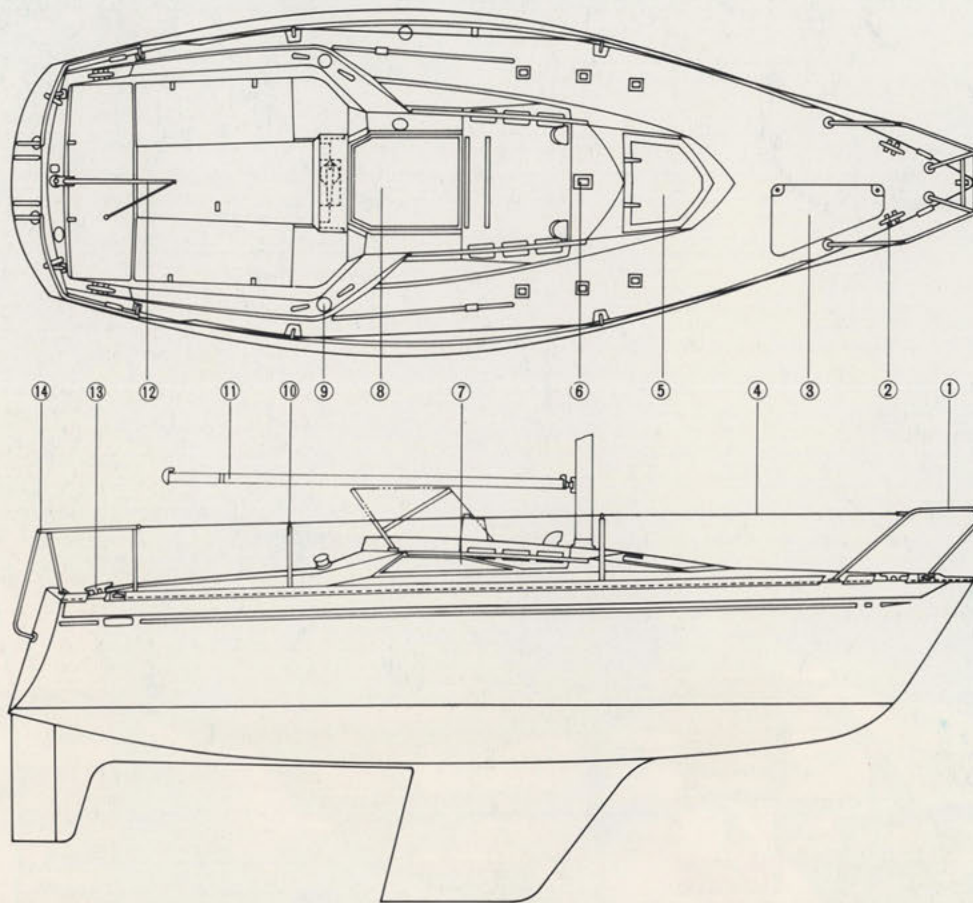
YAMAHA-21JOGII

Overall length 6.40 m.
Water line length 5.55 m.
Beam 2.30 m.
Displacement 1,100 kg.
Draft 1.40 m.
Ballast 450 kg.
Sail area 18.14 m²

- ① Bow pulpit
- ② Bow cleat
- ③ Bow hatch
- ④ Lifeline
- ⑤ Cabin hatch
- ⑥ Mast step
- ⑦ Cabin window
- ⑧ Companionway hatch
- ⑨ Winches
- ⑩ Stanchion
- ⑪ Boom
- ⑫ Tiller
- ⑬ Stern cleat
- ⑭ Stern pulpit

Optional equipment

Genoa jib
Storm jib
Spinnaker
Boom vang gear
Spinnaker
Jib halyard winch
Main sheet traveller
Table cushion 1.2,
cabin curtains for fore cabin
Awning
Back stay tensioner
Tiller extension
Gimbal support of galley stove



Color: hull / snow white and beach brown stripes deck / light ivory

* Specifications subject to change without prior notice.



YAMAHA

SINCE 1887

YAMAHA MOTOR CO. LTD.
2500 SHINGAI IWATA-SHI SHIZUOKA-KEN JAPAN

3BT-0201001-76E 51.4x5 © Printed in Japan