



YAMAHA

XUS1100 DRAG STAR


and low American cruiser
Air-cooled OHC V-Twin engine
spline transmission
cylinders & carburised connecting rods



Drag Star Goes Big.

The new Drag Star 1100 has everything you love in the Drag Star 650, and more. More grunty V-Twin torque from a hard-charging 1100cc engine. More of that custom "big-bike" size and style that everyone notices when you roll down the street.


All with the same low seat height for a comfortable ride and easy manoeuvrability. The classic long-and-low hardtail chassis that makes the Drag Star 1100 such a stable, easy riding cruiser. Solo or two-up, city streets or lonesome highway, the new Drag Star 1100 has the performance to run with the big boys.






Engine

Air-cooled, 75°, V-Twin, SOHC, 2-valve engine with TPS-equipped 37mm carbs pumps out fistfuls of responsive power. Plated aluminium cylinders, carburised rods and forged pistons ensure long-term reliability.



Instruments

Classic tank-mounted electronic speedometer and indicator lamps contribute to the sleek, custom lines of this American style cruiser.



Dual Front Disc Brakes

Powerful dual front disc brakes operated by 2-pot calipers let you slow down in a hurry to let spectators get a closer look.



Low, Comfortable Seat

Ultra-low contoured rider's seat ensures superb laid-back comfort that makes you want to keep on cruising on the XV51100 for ever!




Shaft Drive

Clean, quiet and highly reliable, the XV1100's exposed drive shaft puts the engine's mighty power to the asphalt smoothly and efficiently.

Hardtail-Look Rear End

The big Drag Star's smooth-riding link-type Monocross rear suspension is hidden away to give this stylish cruiser an authentic hardtail-look rear end.



Dual Exhaust

Staggered dual exhaust system finished in high-quality chrome plays those intoxicating V-twin tunes that never grow old.




LGNM6 (Light Greenish Gray Metallic 6)



VRC7 (Vivid Red Cocktail 7)



BL2 (Black 2)



A wide range of custom parts and genuine Star accessories are available for your Star Cruiser. For more information please contact your local dealer for the Yamaha Star Accessories catalogue.

TPS-equipped 37mm carb
Plated aluminium

Long Involute

XVS1100 Drag Star TECHNICAL SPECIFICATIONS

ENGINE

Type Air-cooled, V-Twin, OHC, 2-valve
 Displacement 1,063 cc
 Bore & stroke 95.0 x 75.0 mm
 Compression ratio 8.3 : 1
 Max. power (DIN) 45.4 kW (62 HP) @ 5,750 rpm
 Max. torque (DIN) 85.0 Nm (8.7 kg-m) @ 2,500 rpm
 Lubrication Wet sump
 Carburation Mikuni BSR37/2
 Ignition T.C.I.
 Starter system Electric
 Fuel tank capacity 17 litres
 Transmission 5-speed

CHASSIS

Overall length 2,405 mm
 Overall width 895 mm
 Overall height 1,095 mm
 Seat height 690 mm
 Wheelbase 1,640 mm
 Min. ground clearance 145 mm
 Dry weight 261 kg
 Front suspension Telescopic
 Rear suspension Monocross
 Front brake Double disc, Ø 298 mm
 Rear brake Single disc, Ø 282 mm
 Front tyre 110/90-18 61S
 Rear tyre 170/80-15 M/C 77S

DEALER

IMPORTER



YAMAHA MOTOR EUROPE N.V.
<http://yamaha-motor-europe.com>
3MC-XVS1100-99SFly