




YAMAHA

XL1600 WILD STAR





Experience the big V-twin emotion. Yamaha XV1600 Wild Star.

This is one motorcycle with real attitude.

It's powered by the largest-capacity engine ever seen on a Yamaha motorcycle. We're talking about a massive 1,600 cc's worth of long-stroke, V-twin muscle that's ready to pump outrageous levels of grunt at low rpm.

All wrapped up in a high-specification, stretched chassis that blends authentic cruiser design with sophisticated Yamaha technology.

And the all-new Yamaha XV1600 Wild Star is just about to trash the established order at the top end of the cruiser scene in a big way!

Just take a look at its awesome new motor and you'll soon appreciate


why this motorcycle represents the way forward. Running with a long-stroke layout, the air-cooled, 1,600 cc, V-twin pushrod powerplant is designed to give you maximum torque right where you need it most. And with its high-g geared transmission, the big Wild Star only needs a couple of thousands of revs on the tachometer to achieve a typical cruising speed of around 100 km/h.

But at Yamaha, we know that the facts and figures aren't the whole story. What makes any bike stand out from its peers is character. And we can tell you this motorcycle has more than its fair share!

To accentuate the bike's massive torque feel, the traditional V-twin motor runs without a balancer shaft—and it's bolted directly to the chassis so that you can feel the emotive power pulses through the seat of your pants!

For superb cruising comfort, the Wild Star's long wheelbase chassis runs with fat front and rear tyres, smooth-action front forks and a hardtail-look link-type rear suspension system. And with its spoked wheels, teardrop tank, belt drive and over-and-under pipes, this motorcycle has it all.

Yamaha XV1600 Wild Star. Experience the emotion.



M. G. ...

A whole new chapter in cruiser design.

Displacing a massive 1,600 cc, the Wild Star's V-twin engine is a serious torque monster! Running long-stroke dimensions of 95 mm x 113 mm and a heavyweight crankshaft, this narrow-angle, pushrod V-twin powerplant is designed to deliver awesome pulling power.

Just check out the technical data and you'll see that the big XV's torque peaks at a mere 2,250 rpm—lower than any other machine in the Yamaha range! And what this gives you in the real world is effortless acceleration with laid-back cruising and feel-good engine pulses.


Inside the motor, the XV1600 employs the very latest technology, including dual-plug cylinder heads and chrome-composite aluminium cylinders—and for instant throttle response, this high-torque cruiser is fitted with a single BSR40 mm carburettor. A separate case houses the high-g geared 5-speed transmission, which delivers the motor's monster torque via a clean, quiet and efficient belt drive.

Wild Star's double cradle chassis runs with a long 1,685 mm wheelbase and ultra-low 710 mm seat height for laid-back riding comfort—while the wide pull-back bars and forward-mounted footboards give an armchair riding position.

Large-diameter front forks are covered by fat shrouds to complement the bike's muscular profile—and the bike's timeless image is enhanced by a hardtail-look link-type rear suspension system, spoked 16-inch wheels, a teardrop fuel tank and deeply valanced rear fender.

Combining traditional styling with the latest technology like no other large-capacity cruiser, the Yamaha XV1600 Wild Star is most definitely the real thing!







YB (Yamaha Black)



DNLGM1 (Dark-Greyish-Leaf-Green Metallic 1)



For XV1600 Wild Star owners who want to make the world's biggest motorcycle even more special, Yamaha have developed the exclusive SILVERADO kit. Consisting of an adjustable polycarbonate touring screen featuring a chrome plate stamped with the SILVERADO logo – as well as hand-crafted leather saddlebags and a highly-polished passenger backrest – this high-quality kit ensures even higher levels of cruising luxury!



A wide range of custom parts and genuine Star accessories are available for your Star Cruiser. For more information please contact your local dealer for the Yamaha Star Accessories catalogue.

XV1600 WILD STAR Technical Specifications

ENGINE

Type	4-stroke, air cooled V2, OHV, 4-valves
Displacement	1,600 cc
Bore and stroke	95 x 113 mm
Compression ratio	8.3 : 1
Max. power (DIN)	62.6 HP (46 kW) @ 4,000 rpm
Max. torque (DIN)	13.7 kg-m (134 Nm) @ 2,250 rpm
Lubrication	Dry Sump
Carburation	Mikuni BSR40 with TPS x 1
Ignition	T.C.I.
Starter system	Electric
Fuel tank capacity	.20 L
Transmission	5-speed constant mesh
Final transmission	Belt

CHASSIS

Overall length	2,500 mm
Overall width	980 mm
Overall height	1,140 mm
Seat height	710 mm
Wheelbase	1,685 mm
Min. ground clearance	145 mm
Dry weight	307 kg
Front suspension	Telescopic forks Ø 43 mm
Rear suspension	Swing arm (Monocross)
Front brake	Dual disc Ø 298 mm
Rear brake	Single disc Ø 320 mm
Front tyre	130/90-16 67H
Rear tyre	150/80B-16 71H

Always wear a helmet, eye protection and protective clothing. Yamaha encourage you to ride safely and respect fellow riders and the environment. The specification and appearance of Yamaha products can vary from time to time without notice, and as shown here are illustrative only and are not a contractual description of products. For further details please consult your Yamaha dealer.



YAMAHA MOTOR EUROPE N.V.
<http://yamaha-motor-europe.com>
 3MC-0105010-99E